

---

# Community Supported Agriculture

## *...Making the Connection*

A 1995 HANDBOOK  
FOR PRODUCERS

UNIVERSITY OF  
CALIFORNIA  
COOPERATIVE  
EXTENSION  
Placer County

Presented by:

SMALL  
FARM  
CENTER  
University of  
California, Davis

---

# CSA Handbook

## PROJECT COORDINATORS AND EDITORS:

*SHARON K. JUNGE*

University of California Cooperative Extension, Placer & Nevada Counties, County Director

*ROGER INGRAM*

University of California Cooperative Extension, Placer & Nevada Counties, Farm Advisor/Pasture and Livestock

*GARTH E. VEERKAMP*

University of California Cooperative Extension, Placer & Nevada Counties, Farm Advisor/Extension Horticulturist

## SENIOR WRITER:

*BILL BLAKE*

University of California Intern, Program Representative

## OTHER COLLABORATORS:

*SMALL FARM CENTER*

University of California, Davis

*MARCIE A. ROSENZWEIG*

## LAYOUT & DESIGN:

*NANCY JANE CAMPBELL*

© 1995 by the Regents of the University of California.

No part of this publication may be reproduced, stored in a retrieval system, or transmitted, in any form or by any means, electronic, mechanical, photocopying, recording, or otherwise, without written permission of the publisher and the author.

Printed in the United States of America.

*In accordance with applicable Federal laws and University policy, the University of California does not discriminate in any of its policies, procedures or practices on the basis of race, religion, color, national origin, sex, marital status, sexual orientation, age, veteran status, medical condition, or handicap. Inquiries regarding this policy may be addressed to Affirmative Action Director, University of California, Agriculture and Natural Resources, 300 Lakeside Drive, 6th Floor, Oakland, CA 94612-3560. (510) 987-0097.*

## Preface

The literature on Community Supported Agriculture to date has dealt largely with specific projects. These examples have been enough to interest hundreds of farms to start new CSA projects. Each new situation brought innovations.

In addition to the diverse options under the umbrella term "CSA," a number of common threads have emerged. *Making the Connection* is an effort by Placer County Cooperative Extension and the Small Farm Center to describe these threads to farmers and respond to common problems and questions. The hope is that it will entice more local farmers to start CSAs, and make the process a little easier.

Although only a few people wrote and edited this handbook, many people made direct and indirect contributions by their writings and examples. Throughout the text are the names of farms and farmers whose experience made this handbook possible.

# How to Use this Handbook

This handbook has been designed as a workbook. In addition to the narrative text and examples from CSA farms, there are places that ask you to think about the material, consider how it applies to your situation, and write down your thoughts.

The handbook is divided into chapters, each covering a general subject. The chapters are divided into sections. Several sections end with worksheets that pose questions about you and your farm. The answers will help you develop your CSA. At the end of several chapters are blank charts and forms. Use them for running your CSA or adapt them so they fit your project. Places in the text which refer to one of the worksheets, charts or forms are marked with an icon:



The appendix of this handbook treats a number of subjects in greater detail. Topics in the main text which are further explained in the appendix are also marked with an icon:



Finally, this material has been published in a binder so that you can easily remove and insert items, and so that copying material will be easier.

In using this handbook, if you find something which is wrong, doesn't work for you, or ought to be changed, please contact Placer County Cooperative Extension (11477 E Avenue, Auburn, CA 95603) at (916) 889-7385 or FAX (916) 889-7397, in order that future editions of this publication can be improved.







# Table of Contents

<b>1. INTRODUCTION</b>	<b>1 – 16</b>
What is It?	2 – 4
Is It for You?	5 – 6
Getting Started	7 – 10
Designing Your CSA	11 – 14
✎ Worksheet	15 – 16
<b>2. MEMBERS</b>	<b>1 – 28</b>
Recruiting Your Members	2 – 8
✎ Worksheet	9 – 10
Communicating with Members	11 – 14
✎ Worksheet	15 – 16
Working with Members	17 – 20
✎ Worksheet	21 – 22
<i>Additional Worksheets &amp; Forms:</i>	
✎ Member Survey ( <i>Short</i> )	23 – 24
✎ Member Survey ( <i>Long</i> )	25 – 28
<b>3. PRODUCTION FOR CSA</b>	<b>1 – 45</b>
Creating Your Harvest Plan	2 – 11
✎ Worksheet	12 – 13
Crop Production for CSA	14 – 25
✎ Worksheet	26 – 27
Animal Products	28 – 33



## Table of Contents *(continued)*

### 3. PRODUCTION *(CONTINUED)*







*Additional Worksheets & Forms:*

 Yield Estimation Chart	34 – 35
 Planting Estimation Chart	36 – 37
 Crop Description Chart	38 – 39
 Harvest Planning Chart	40 – 41
 Yield Log	42 – 43
 Yield Totals Chart	44 – 45

### 4. MANAGING THE SHARES 1 – 31

Share Distribution	2 – 7
 Worksheet	8 – 9
Setting the Share Price	10 – 16
Share Payments	17 – 23
 Worksheet	24

*Additional Worksheets & Forms:*

 Cost Calculation Worksheet	25 – 26
 Share Price Calculation Worksheet	27
 Payment Schedule 1	28
 Payment Schedule 2	29
 Payment Schedule 3	30
 Payment Verification Calendar	31

**Table of Contents** (*continued*)

<b>5.</b>	<b>LEGAL ISSUES</b>	<b>1 – 20</b>
	Land Tenure	2 – 3
	Legal Form of the Farm or CSA	4 – 9
	Liability & Insurance	10 – 18
	Resources	19 – 20
<b>6.</b>	<b>APPENDIX</b>	<b>1 – 41</b>
	<b>I</b> Brochures	2 – 3
	<b>I</b> Meetings	4
	<b>I</b> News Releases	5 – 8
	<b>I</b> Newsletters	9 – 15
	<b>I</b> Postharvest Handling	16 – 21
	<b>I</b> Presentations	22 – 23
	<b>I</b> Small-Scale Cold Rooms for Perishable Commodities	24 – 35
	(reprint from Family Farm Series)	
	<b>I</b> Surveys	36 – 39
	<b>I</b> Working with Members	40 – 41
<b>7.</b>	<b>REFERENCE</b>	<b>1 – 10</b>
	Frequently Asked Questions	2 – 4
	Resources	5 – 8
	Glossary	9 – 10